

Printable

# Bulletin Board Kit!

“NED’s Top Ten Testing Tips”

Create a bulletin board that reminds your students of ten simple testing tips that will help them prepare and do their best!

## What you will need:



- **Colored paper** - Twelve, 8.5x11” sheets (cardstock recommended)
- **Bulletin board** or wall space
- **Colored butcher paper** or matte plastic tablecloth (you can find these at a dollar store) for the background.
- **Scalloped trim** for the border (optional)

## Directions:

- **Print** pages 2-13 (on colored paper)  
NOTE: print pages 2&3 on the same color
- **Laminate** each page for durability (optional).
- **Cut out** each printout on the thin outline.
- **Tape** together the header (pages 2 & 3).
- **Assemble and Attach** items to the bulletin board or wall using sticky tack or a stapler.

## Additional Resource:

Download and print out NED’s Top 10 Testing Tips classroom activity/ coloring sheet.





**NED'S TOP**



**TESTING**  
**TIPS**

1



**Prepare**  
the night before!



2



Go to bed early.

3

Eat a healthy  
breakfast!





Wear  
**comfortable**  
clothes.

5

**Relax...**

Take slow,  
deep, breaths.





6

Follow  
directions.



Read  
each question.

Write  
**neatly.**

Erase  
**completely.**



8

**Move  
on**

if you don't  
know an answer.

9



Make sure all  
questions are answered.

10

**Plan**  
something  
**fun** to do  
after the  
test!

