



In this sassy playground romp the irrepressible new kid dethrones the reigning recess bully by doing the unthinkable — she invites her to be her friend! Not only will kids relate to the all-too-common issue of bullying, but parents and teachers will appreciate the story's deft handling of conflict resolution (achieved without adult intervention).  
- Scholastic

## Build Background

## Key Vocabulary

Ask students *What is a bully? Have you ever been bullied or seen someone else be bullied? What does bullying look like?*

queen	pg 1
crossed her	pg 4
to set the record straight	pg 13

## BIG IDEAS To Reinforce



Standing up to Bullying  
Tattling vs. Telling  
Encouraging Others  
Kindness

## Student-Friendly Learning Target



I can explain what a bully is and what to say to a bully.  
I can write from the perspective of the main character in a story.

## Discussion Starters



1. Why was everyone scared of Mean Jean?
2. What did Katie Sue do that surprised Jean?
3. How did Jean feel when Katie asked her to jump rope?
4. What makes you feel safe at school?
5. What's the difference between tattling and telling?
6. Discuss the three strategies for dealing with a bully (walk, talk or tell).

## Writing Prompt




**Before + After** Read the book to page 10 (“...too new to know about Mean Jean the Recess Queen”). Hand out the printable activity that asks students to write from the perspective of Mean Jean (*How does she feel at this time in the story?*). Students may need to see the events written on chart paper to help recall events. Finish reading the book. Instruct students to complete the second half of printable, again from the perspective of Mean Jean, after hearing the rest of the story.

 PRINTABLE


## Activity



**Action Charades** Students take turns performing an action provided on index cards while the rest of the class guesses the action. Use the printable word cards to make it even easier! *Bonus Idea: Students create pictures to go with words from the charade game.*  PRINTABLE

**Illustrated Words** In partners or groups, instruct students to create a poster illustrating words from the story. For example ‘ANGER’ could be written in big red capital letters. ‘Friend’ could be written in a flowing blue font.

## More Resources

 Accelerated Reading Quiz: 55842

 Printable Resources from the Author at: [www.alexisonell.com/the-recess-queen](http://www.alexisonell.com/the-recess-queen)

## Aligned to Common Standards

Every lesson plan aligns with grade-level standards in **Reading, Writing, Speaking & Listening and Literacy.**

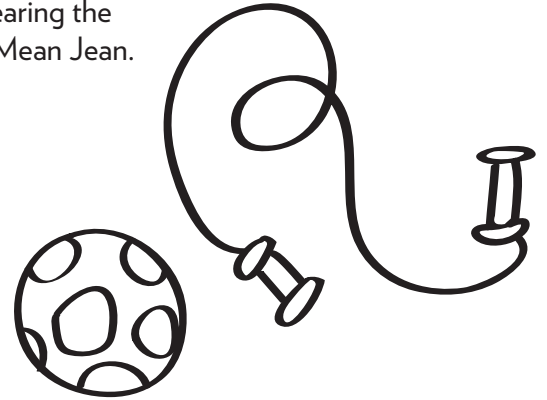
Every lesson plan supports **ASCA Mindsets & Behaviors.**

Name: \_\_\_\_\_

Directions: In the first half of the story how does Mean Jean feel? After hearing the rest of the story, complete the second half, again from the perspective of Mean Jean.

In the beginning

Mean Jean feels...



---

---

---




At the end

Mean Jean feels...

---

---



bounce

kick

swing

hop

skip

jump

lift

play

push

smoosh

hammer

slam

growl

scare

run

charge

grab

snarl

breathe

pull

sing

stare

shout

giggle