

How to run a Smooth & Efficient Sale

1 COPY & DISTRIBUTE

Copy and send the parent letter home with students 1 to 2 days prior to the show. *Please Note: On the send home letter we ask that checks are made payable to the school. Contact your Account Executive if you have questions.*

Copy and distribute the teacher letter to staff.



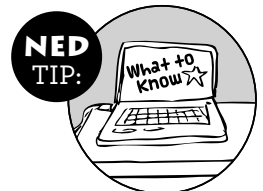
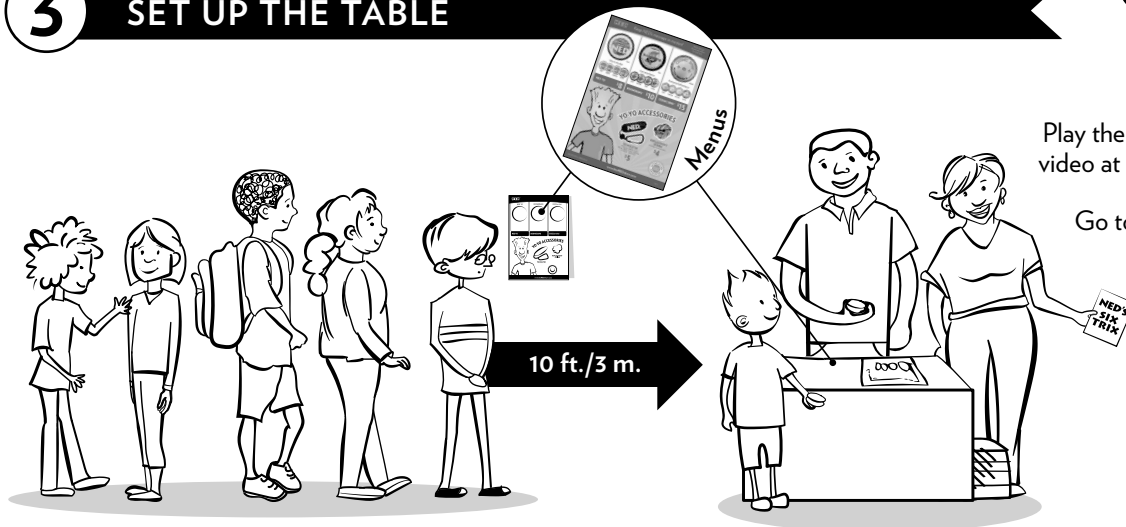
2 PICK A TIME & PLACE

Pick a time and place to run the sale for the 5 consecutive school days following the performance. You may run the sale longer; up to 10 days if you wish to extend your sale. Your performer will bring NED® items, price sheets (menus) and a trick sheet on the day of the show.



We recommend that you avoid using the school office. Pick an area where there is plenty of room.

3 SET UP THE TABLE



Play the *What to Know Before You Yo* video at the sale area to recap the NED lessons & safety rules. Go to: theNEDshow.com/tools


Student Line Sale Table


- Designate a line-up area, starting at the wall menu
- Have 1-2 students approach the sale table at a time

- Display a menu on the table
- Put boxes of product near the table
- Make copies available of NED's Six Trix sheets


4 CREATE A NED ZONE

Choose an area at school for “safe yo play” during the sale week (*safety rules posters will be provided by performer*). At the end of the show, our performer talks about the safety rules and lets the children know that they can play with their NED items in the designated NED Zone.





Yo String Adjustment



Yo string too long? Not a problem. Here are 3 options to help students learn how to “custom kid fit” their strings to their height:

1. An instructional diagram at the top of their NED’s Six Trix sheet.
2. A step by step video, called *How to Adjust Your String*, located at www.NEDkids.com.
3. A video tutorial called *What To Know Before You Yo*, located at www.theNEDshow.com/tools.



Have an adult (with scissors) available in the NED Zone to help adjust strings on an “as needed” basis.



Earn NED Gear for your school!

Through the Pay-it-Forward® payment option your school is receiving this \$1,400 assembly at no cost. When you exceed \$1,400 in sales, 10% of the entire proceeds will be awarded to your school in the form of a gift certificate for character-messaged NED items.

Sale Support



All items are 100% GUARANTEED. If there is a broken or defective item, simply replace the item from existing inventory. Please return the defective item along with your unsold product.

If there are any product issues after the sale, please have the student or parent contact All for KIDZ® Customer Care directly.

CUSTOMER CARE

1-877-872-9696, ext 101
customercare@allforKIDZ.com

HOW TO REORDER

When you run out of **NED GEAR**, please reorder more. Your performer will bring the reorder sheet on the day of the show.