



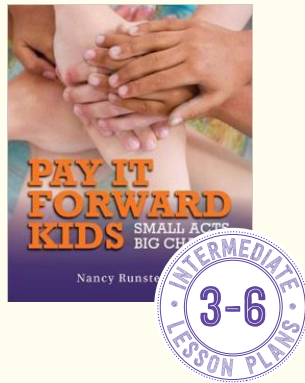
Pay It Forward Kids: Small Acts, Big Change

CHAPTER 12: PLAY IT FORWARD

by Nancy Runstedler

Themes

Encourage Others
Pay-It-Forward
Kindness
Compassion



Ethan Chase was inspired to share his passion for hockey by collecting used equipment to donate to other kids who were in need (chapter 12). What started out as accepting donations from friends and local businesses expanded to a fundraising effort and partnership much bigger than he ever imagined. His website Kidz Can Help and his desire to be a good citizen and keep kindness going resulted in a pay-it-forward success that made it possible for other kids to play hockey.

Key Vocabulary

Dedicated: to devote time, effort and/or passion to solving a problem
Passion: high enthusiasm or fondness of something
Generosity: willingness to give
Charity: something given to a needy person

Discussion Starters

- 1. What does Pay-It-Forward mean? What is the difference between Pay-It-Back and Pay-It-Forward?**
Answers will vary. Allow students to give their words to these phrases.
- 2. What was the event that started the ripple effect of Ethan's pay-it-forward kindness?**
He heard an interview with a player from Bosnian National Hockey Team. He learned that there was a lack of equipment and kids in Bosnia could not just go to the store and buy hockey equipment.
- 3. What kept the Pay-It-Forward movement going?**
Ethan's passion for hockey inspired him to do something that would encourage others to enjoy hockey like he did. The more he did, the more he recognized that other things needed done too (equipment, instruction, fees).
- 4. Make a list of the different things Ethan and friends did to raise funds and collect equipment.**
Accepted donations from friends, their hockey team, local hockey associations. Created website KIDZ CAN HELP to spread the word about their efforts and sell fundraising merchandise. Formed partnerships with local businesses. Held equipment drives, auctions, fund raisers. Contacted sports associations and asked them to offer learning programs for kids in needs (training, equipment and fees all provided). NOTE: This list can help inspire your students to THINK BIG when they attempt a Pay-It-Forward Service project.
- 5. Why would friends and family be willing to donate used sports equipment?**
Answers will vary. Want to help the cause. Want to help Ethan. Can't use them anymore-kids have outgrown them. Clean out the garage. Feels GREAT to help someone in need. Someone gave them something once and now they can pay it forward to someone else.

pay-it-FORWARD

When your school had The NED Show, most likely it was gifted to you by another school. So...when you bought a yo-yo after the assembly, you helped pay-it-forward to the next school. Now that's keeping kindness going!

Aligned to Common Standards

For correlation information for all of our lesson plans, please visit theNEDshow.com/lessonplans



Pay It Forward Kids: Small Acts, Big Change

CHAPTER 12: PLAY IT FORWARD

by Nancy Runstedler

6. Have you ever been the recipient of a pay-it-forward gift – something that you were **NOT** expected to pay back but were asked to pay it forward to someone else?

Share stories about what happened and how it felt to receive and give to someone else.

Writing Prompt

Write a letter of encouragement to Ethan Chase. (Ethan's contact info: info@kidzcanhelp.ca)

Write a letter to share your ideas or story with Kidz Can Help.

Write a letter to ask for advice on gathering used equipment for a Pay-It-Forward Event at your school.

Activities

Planning a Pay-It-Forward Event: Sports Equipment Drive

How could you help others in your school/district who might want to play sports? Consider hosting an event where people can donate their unwanted, too small sports gear to meet the needs of others who might not be able to afford buying new gear. Work with local thrift stores or sport centers or youth organizations to help with donations, distributions and leftover equipment. We have provided a teacher's guide to help you get started. Facilitate a classroom discussion about what it would take to have a sports equipment drive. Allow students to freely brainstorm as you facilitate the discussion and help them organize their thinking.

Promo Flyer

Design a flyer that promotes your event. Include interesting words, pertinent information and appealing visuals so your audience will want to read your ad. Be sure to include the information listed to the right.

THE PROMO FLYER

Include the following info:

1. SCHOOL/CLASS NAME
2. NAME OF THE EVENT
3. DATES (START AND END)
4. WHY WE ARE DOING THIS
5. OUR END GOAL

Share

Tell us about your project (send a photo and description) and it will be added to **NED's Keep Kindness Going Gallery** at www.theNEDshow.com/keepkindnessgoing. We may even select your project to receive a small donation from the All for KIDZ employee Pay-It-Forward Fund.

Research

Research other philanthropic groups. Use the printable to gather information and prepare oral reports. After presentations, have students vote on which group is of most interest to them. Consider doing a service project to support the one of most interest the class majority. Check out www.kidactivities.net/post/Community-Service-Ideas-for-Kids.aspx and the book *The Kid's Guide to Service Projects* by Barbara A. Lewis.

PRINTABLE:

Research Guide

Additional Resources

For more info...

Ethan and Noah Chase:

www.kidzcanhelp.ca

[www.twitter.com/KidzCanHelp](https://twitter.com/KidzCanHelp)

www.facebook.com/groups/kidzcanhelp

Create a Kindness Day at Your School!

Check out all the activities, available at www.thenedshow.com/kindness, for creating an all-school celebration of kindness at your school! Daily announcements, a poster, a bulletin board kit, kindness cards and more can help kick start a Kindness Day!




Kindness Button

Did you know you can purchase NED's kindness buttons for your class? Visit www.thenedshow.com/shop_ned. Use them

as a reward or incentive to encourage your students as they pay kindness forward!



TEACHER'S GUIDE to Planning a Pay-It-Forward Event: Sports Equipment Drive



Teachers, use this as a guide to start a class discussion about what it takes to have a Sports Equipment Drive. Allow students to freely brainstorm as you facilitate the discussion and help them organize their thinking. Encourage them to think about ALL the details - some are listed below!

PLAN

- What sports will we focus on? All sports? Baseball? Hockey? Football?
Note: Research KIDZ CAN HELP.ca. Contact them for assistance or ideas or motivation
- What are the drop-off date for donations & distribution date for give-away?
- How will we handle distribution? Where can we donate leftover equipment?
- Can we accept cash donations from local businesses? What will we do with anything left over after distribution?
- Do we have permission from the school/district for our drive?

PREPARE

- Where can we store dropped off equipment until the distribution date?
- Who could we ask for donations in addition to drop offs?

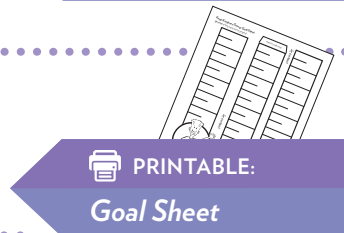
PROMOTE

- What should a flyer say? How will flyers be distributed?
- Who will make the fliers?
- How else can we promote the event? *Ideas: Newspaper, local TV or radio, school website, PTA*



PREDICT

- Estimate the number of pieces to be collected. Have students each write down their guesstimate on a post-it and add it to the goal sheet printable.



PARTY

- Plan to celebrate your success. Help students to feel proud and excited that they paid kindness forward. What is a good celebration? Be sure the celebration provides time for reflection and discussion of how it feels to encourage others by paying kindness forward!

Resources

Recommended Books...

Doing Good Together: 101 Meaningful Service Projects... by Jenny Friedman Ph.D.
Kids Taking Action: Community Service Learning Projects, K-8 by Pamela Roberts
The Giving Book: Open the Door to a Lifetime of Giving by Ellen Sabin
The Kid's Guide to Service Projects by Barbara A. Lewis

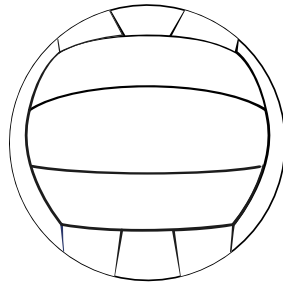
Share

Tell us about your project (send us a photo and description) and it will be added to NED's Keep Kindness Going Gallery at theNEDshow.com! We may even select your project to receive a small donation from the All for KIDZ employee Pay-It-Forward Fund.

Used Sports Equipment Collection Box Label

Directions: Print copies of the label for the collection boxes.

 **CUT OUT**



**DONATE
HERE**

**Collecting Used
Sports Equipment for Kids**

Keep Kindness Going: Goal Sheet

Directions: Keep track of your progress!

OUR GOAL

CUT OUT

Attach to other strip

Attach to other strip

CUT OUT



GIVING IS THEIR BUSINESS

Pick a philanthropic group to investigate!

Name of Organization	
Who is the founder? What is the story behind why they do what they do?	
What did they hope to accomplish? What were their goals?	
What was their plan or action steps? What obstacles, if any, did they have to overcome?	
What makes them a NED? How could N.E.D's message help them more? Be specific.	
What can be done to help them continue their work?	
Provide Contact Info	

