

Field Day Celebration

Pennant Banner & Flags

Add some NED spirit to your Field Day Celebration with a festive banner and flags. It's a fun way to remind students the importance of: Never giving up, Encouraging others and Doing their best.

What you'll need:

- Printer
- 8-1/2 x 11" paper (variety of colorful cardstock recommended)
- Scissors
- String
- Tape
- Hole punch or stapler

Pennant Banner:

1. Choose option A or B, and print those pages on colored paper (cardstock is recommended).

OPTION A
Pages 2 - 9



OPTION B
Pages 10 - 17




2. Choose 1 or more of the pennants on pages 18-21. Use as spacers and extra decorations!
3. Cut out pennants.
4. String together (Either hole punch, staple or tape the string to the back of each pennant.




Flags:

1. Choose your flag(s) from pages 22-24
2. Print on colored paper
3. Cut out
4. Add a stick to the back with tape!




Display and enjoy the festivities!








































NEVER GIVE UP

**ENCOURAGE
OTHERS**

**DO YOUR
BEST**

NEED





NEVER GIVE UP ★ ENCOURAGE OTHERS ★ DO YOUR BEST!

NEED



**YOU ARE A
CHAMPION**



NEVER GIVE UP

ENCOURAGE OTHERS

DO YOUR BEST