

## Encourage Others!

Create an interactive bulletin board that helps students think about the power behind the words they use. A few great encouraging phrases are included. Ask your students to think of additional words and phrases they can use to encourage others. In no time your class will be full of encouragers like NED!

- What you'll need:**
- 8-1/2 x 11" white paper
  - Colored, 8-1/2 x 11" paper (optional)
  - Bright paper(s) such as butcher paper for the background.
  - Scissors and tape

- Directions:**
- Print pages 2-13 on white or bright colored paper.
  - Print several copies of pages 14-16 (empty speech bubbles).
  - Ask students if they can think of additional encouraging words and phrases and write their responses in the empty speech bubbles.
  - Assemble your Encouraging Board using the image below as a guide.



THAT'S THE

FEEL GREAT



cut along the dotted lines

YOU MAKE

YOU SAY!

 cut along the dotted lines

WAY

BY THE

PEOPLE

 cut along the dotted lines

# WORDS



cut along the dotted lines



✂ cut along the dotted lines



✂ cut along the dotted lines



ENCOURAGE

OTHERS

 cut along the dotted lines






 cut along the dotted lines

IMAGE OVERLAP

AGE  
TEACHERS!





**I know  
you can do it!**

**Try again.  
You'll get it!**

**Keep up the  
hard work!**

