

# Class of All-Stars Door Décor!

Let NED welcome students to your classroom with this simple artwork perfectly sized for your classroom door or a small bulletin board.


- 1 **Color Version** - print out pages 2-6 of this PDF on a color printer. All pages are letter-size.

**Black and White Version** - print out pages 7-11 of this PDF on either white or colored letter-sized cardstock.

Suggestion: Color pennant your school colors!


- 2 Cut out the objects on each page.
- 3 Add glue where indicated and combine the pieces to create NED and his pennant.
- 4 Customize the pennant by adding your name!
- 5 Affix to door.

**Idea!**  
Combine this door decoration with star printouts from our "Class of Champions" bulletin board kit or "Spinning Spirals" classroom decoration.





Cut out NED pieces along black outline and dotted lines.  
Add glue to the overlap areas specified and piece NED and his pennant together!





**CLAS**  
**ALL** ★ **CO**




add glue here

add glue here


NED



Cut out NED pieces along black outline and dotted lines.  
Add glue to the overlap areas specified to piece NED together!







**CLAS**

**ALL**



**CLASS**



add glue here

add glue here

NED

BEST STARS OF THE YEAR