Printable

Bulletin Board Kit!

"NED's Top Ten Testing Tips"

Create a bulletin board that reminds your students of ten simple testing tips that will help them prepare and do their best!

What you will need:

- **Colored paper** - Twelve, 8.5x11" sheets (cardstock recommended)
- **Bulletin board** or wall space
- **Colored butcher paper** or matte plastic tablecloth (you can find these at a dollar store) for the background.
- **Scalloped trim** for the border (optional)



Directions:

- **Print** pages 2-13 (on colored paper)
  NOTE: print pages 2&3 on the same color
- **Laminate** each page for durability (optional).
- **Cut out** each printout on the thin outline.
- **Tape** together the header (pages 2 & 3).
- **Assemble and Attach** items to the bulletin board or wall using sticky tack or a stapler.

Additional Resource:

Download and print out NED's Top 10 Testing Tips classroom activity/ coloring sheet.



NED's TOP
10

TESTING TIPS

1

Prepare the night before!

2

Go to bed **early.**

3 Eat a **healthy** breakfast!



4

Wear **comfortable** clothes.

5

Relax...

Take slow,
deep, breaths.

6

Follow directions.

Read each question.

Write
neatly.

Erase
completely.

8 Move on

if you don't know an answer.

9

Make sure all questions are answered.

10

Plan something **fun** to do after the test!