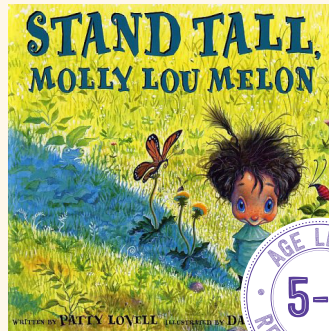


# Stand Tall, Molly Lou Melon

by Patty Lovell and illustrated by David Catrow

## Themes

Encourage Others  
 Kindness/Unkindness  
 Self-Esteem  
 Confidence



Molly Lou Melon may be little and clumsy with buck teeth but she is quite confident, thanks to the encouraging words from her Grandmother. Molly's self-esteem is challenged when she moves to a new town and faces unkind words and actions from a school boy meany. Molly remains positive as she repays unkindness with kindness. Molly credits the wisdom and encouragement of her Grandmother as she makes a new friend with the mean boy.

Tricky Phrasing

**Walk proudly:** hold head up high as you walk - confident  
**Fumble fingered:** easily drops things - clumsy  
**Oohed and ahed:** sounds of amazement or wonder, often when watching fireworks  
**Buck teeth:** front teeth stick out instead of up and down

**PERSONIFICATION:** take on characteristic of a person

World will look up to you  
 World will smile right alongside you  
 World will cry tears of joy  
 World will believe in you

**SIMILES:** when 2 things are directly compared with the word AS or LIKE

Voice that sounded like a bullfrog being squeezed by a boa constrictor  
 Voice that sounds like a sick duck

## Discussion Starters

1. What does the word ENCOURAGEMENT mean? Why should you encourage someone? Do you like to be encouraged? How do you feel when someone encourages you?  
*Encouragement: praise to keep trying, to motivate to not stop. When students encourage others, they provide positive feedback that recognizes strengths and promotes effort. Students who have positive self-esteem and confidence are natural encouragers.*
2. Who was Molly's encourager in the story? How did she encourage her?  
*Her Grandmother. Go back through story and help students to recall specific text examples.*  
**Short** - "Walk as proudly as you can" Discuss meaning of this: the world will look up to you.  
**Buck teeth** - "Smile big and the world will smile right alongside you"  
**Odd Voice** - "Sing out clear and strong and the world will cry tears of joy"  
**Fumble Fingered** - "Believe in yourself and the world will believe in you too"
3. Was Ronald Durkin kind or unkind to Molly? Describe his actions.  
*He was unkind. He called her names like Shrimpo and Bucky Tooth Beaver. He made fun of her voice ("sound like a duck") and criticized her way of making a paper snowflake.*
4. How did Molly react to Ronald's unkind words?  
*She didn't let the words bother her. Discuss her reaction. She chose to not be unkind in return.*

## Themes

Encourage Others  
Kindness/Unkindness  
Self-Esteem  
Confidence

# Stand Tall, Molly Lou Melon

by Patty Lovell and illustrated by David Catrow

## 5. Why was Molly not hurt by the unkind words? Can you do the same?

*She did not believe what he said about her. She did not allow him to hurt her feelings. She remembered the encouraging words of her grandmother.*

## 6. How did Ronald feel when Molly was not bothered by his unkindness? He felt very foolish. Why? She didn't respond (no tears, no mean words back). The other kids joined with Molly.

## 7. Why do you think Ronald changed in the end?

*Answers will vary as students infer meaning. Possible answers...He didn't get any reaction from her or the other kids. His foolishness was finally too much for even him-he didn't like the way unkindness made him feel. It wasn't fun to be unkind when the other person doesn't respond. He was impressed with her snowflake. He wanted to be her friend - he liked her confidence. He was tired of being the school meany; he wanted the other kids to like him as much as they liked Molly.*

## Writing Prompts

### Encourage Others

Brainstorm a list of ENCOURAGING words/phrases that can be used in your classroom.

- You can do it!
- Never Give Up!
- Way to do your best!
- Keep working hard - you almost have it!

Have kids practise using the suggestions. Print and cut out the printable of small NED figures (*black/white and colour versions provided*). Hide them around your room or school. Students can work in partners to find the hidden NEDs around the classroom. One partner will look while the other encourages. Clarify that the Encouragers are not to help *find* it - just to encourage their partner to keep looking and congratulate them when he/she finds it). Have teams trade places. See how many each team can collect while practicing their encouraging words.

## Activities

### Encouragement Posters

As a class, brainstorm a list of things you can do to be kind to other kids at your school - in the classroom, in PE, at break time, in the lunchroom, on the bus, in your neighborhood, etc. Make posters to hang around your school that ENCOURAGE others to be kind. Hang them in the appropriate places.

### The NED Poem

Add "The NED Poem" to student poetry journals. Have students practise reading and reciting it to build fluency and use meaningful intonation. Make an audio recording!  
*Note: Consider posting the poem in the classroom and refer to it when you need to remind your students to ENCOURAGE OTHERS!*



PRINTABLE:

Mini NED Figures



PRINTABLE:










The NED Poem










Resources

## For more info...

Accelerated Reading Quiz: 54446

Author Interview: [mrschureads.blogspot.com/2012/10/have-fun-molly-lou-melon-by-patty.html](https://mrschureads.blogspot.com/2012/10/have-fun-molly-lou-melon-by-patty.html)







**N**

**ever give up!**

You know it's right.  
Keep on going and  
You'll shine so bright.

**E**

**ncourage others!**

That's the way  
you make people feel great  
by the words you say.

**D**

**o your best!**

Give it all you've got.  
Never hold back  
Because you've got a lot.

- *The NED Show*